

All Rights Reserved

Materials and specifications are subject to change without notice.  
Featured machines in photos may include additional equipment. See your XCMG dealer for available options.



Mini Excavators  
**XE80E**



**XCMG European Sales and Services GmbH**  
Address: Europark Fichtenhain B 4,47807 Krefeld, Deutschland  
Tel: +49 (0) 2151 8206 890  
Fax: +49 (0) 2151 8206 899  
E-Mail: [info@xcmg-ess.de](mailto:info@xcmg-ess.de)

**XUZHOU CONSTRUCTION MACHINERY GROUP IMP. & EXP. CO., LTD**  
Address: No.1, Tuolanshan Road, Xuzhou Economic Developing Zone, Jiangsu, China 221004  
Tel: + 86(0) 516 8773 9703  
Fax: + 86(0) 516 8773 9230  
E-Mail: [europa@xcmg.com](mailto:europa@xcmg.com)

[www.xcmg.com](http://www.xcmg.com)

Rated power:54.6kW  
Operating weight: 9.5t  
Standard bucket capacity: 0.35m<sup>3</sup>







## INTRODUCTION OF XCMG

Founded in 1943, XCMG is a multinational corporation with the most comprehensive range of competitive, influential products in the construction machinery industry. Our business covers eight key areas: construction machinery, heavy trucks, mining machinery, sanitation machinery, machinery components, construction, finance, and the ICT industry.

XCMG has established a global R&D network with a total of six centers in China, the US, Germany, Brazil and India, with the China national technology center at its core. In addition to a number of manufacturing bases in China, the US, Germany, the Netherlands, Poland, Austria, Brazil, India, and Uzbekistan, we possess two complete machine brands (XCMG, Schwing), and several component brands including FT and AMCA. The strength of this global R&D network and the manufacturing operations made XCMG the industry-leading global construction equipment manufacturer that it is today.

For more than 30 years, XCMG has been sowing the seeds of overseas development as the No. 1 exporter in China's construction machinery industry. Today, we have 42 branches and offices, 315 distributors, and 526 contractors in 188 countries and regions worldwide and are still growing rapidly.

## XCMG IN EUROPE

Since its foundation in 2012, XCMG is gradually establishing a complete network including: R&D department, local distribution, supply chain management and an integrated customer services and training center. Nowadays, with 3 branches, XCMG has over 100 multinational employees in Europe, of which more than 50 % are R&D engineers:

**ERC: XCMG European Research Center GmbH**

**EPC: XCMG European Purchasing Center GmbH**

**ESS: XCMG European Sales and Services GmbH**

Our local professional R&D team and our cutting-edge innovation platform guarantee that our products are carefully crafted to the smallest detail according to the diverse needs of European customers.







## High Performance from a Compact size

### ► Performance meets Efficiency

Designed to combine power and smoothness, the XE80E is ready to take on the challenge. This short-tailt-two-piece boom machine can easily perform on your jobsites even in confined spaces. Its versatility is enhanced by two standard hydraulic circuits (AUX1 & AUX2) and precise oil flow control. High digging and lifting performance together with smooth driving performance make this XE80E complete.

- The Kubota V3307 Stage V common rail diesel engine with EGR, DOC, and DPF technology matches excellently with our improved hydraulic load sensing system. This combination ensures fuel-efficient and smooth control, regardless of its load. Our powerful XE80E thus has become more fuel efficiency even under heaviest circumstances and is a pleasure to operate.

### Compact design

The boom swing function together with the short tail swing allows you to work in very narrow areas. The left and right boom swing angle is respectively 62° and 50°, which makes the XE80E easy capable to realize complex tasks in difficult operation conditions like digging parallel to a wall in a narrow driveway.



### Two Piece boom design

The XE80E equipped as a two-piece boom so you can take on tougher jobs in a wider range of sites. Furthermore, with its easy to control and smooth operation the extra versatility even under difficult working conditions minimizes operator fatigue.

### In full control of your hydraulic system

The XE80E is standard equipped with proportional controlled AUX1 and AUX2 lines and has quick coupler lines standard available. From the monitor you can program multiple attachments.

### Safety first

Together with the blade-holding valve, we provide the boom and arm safety valves as a standard configuration. It will make sure that you can handle all you are digging and lifting tasks in the safest way.



## Operational Comfort

### ► Ergonomic and Comfortable

The XE80E is designed to provide you with the best working conditions. The cab has a wide entrance door, which makes it more accessible. The OPG/TOPS/ROPS(ISO 3471) cabin maximizes your safety.



- 1 Safety lever
- 2 Color LCD monitor
- 3 Operation stick
- 4 Suspension seat
- 5 Hammer
- 6 Air conditioning
- 7 Proportional hydraulic joysticks
- 8 Foldable walking pedal
- 9 Arm Rest



## ► Easy Service Access

Our XE80E was developed with particular attention to easy service access. With a single access point for the daily maintenance of all main components, fuel level gauge, and refueling through the lockable cap.



## One-sided Engine Maintenance

The XE80E is designed for lower maintenance cost with longer service intervals - resulting in more machine availability on-site. Meanwhile, skilled XCMG-trained technicians are available to provide extra support when needed.



- ① Coolant
- ② Air filter
- ③ Radiator
- ④ Engine postprocessor

## ■ Engine

XE80E	
Make/Model	Kubota/V3307CRTE5
No. of cylinders	4
Rated power at 2200 rpm	54.6
Max. torque at 1500 rpm	265
Idle (low - high)	1200-2000
Piston displacement	3.3L
Bore x stroke	94mm x 120mm
Starter	12V/3.0kW
Batteries - Alternator	12V/3.0kW
Air filter	Double element with automatic dust evacuation

## ■ Fluid capacities

XE80E	
Fuel tank	130L
Cooling system (radiator capacity)	14L
Hydraulic oil tank	110L
Engine oil	10L
Swing drive	0.5L
Travel device	2X1.3L

## ■ Environment

Noise levels comply with environmental regulations (dynamic values).

## • Noise emission

XE80E	
Noise level LwA	
Guaranteed	99
Measured	99
Operator LpA	
	72

## ■ Undercarriage

X-type undercarriage. The heavy-duty crawler chassis is very resilient with its fully welded, stress-free structure. Long service life is ensured by the use of first-class materials: hydraulic chain adjusters with shock-absorbing return springs, lifetime-lubricated track rollers and idlers.

## • Number of rollers and track shoes per side

XE80E	
Upper rollers (standard shoe)	1(140mm)
Lower rollers	5(140mm)
Number of links & shoes	40
Overall track length	2899mm

## ■ Hydraulic system

This XCMG design allows independent and combined operations of all functions by hydraulic piloted controlled levers.

## • Pump

Type	Displacement (cm <sup>3</sup> /rev)	Max. flow @2100rpm (l/min)	Relief valve pressure (kg/cm <sup>2</sup> )	
Main(load sensing)	Load sensing pump	104.3	219	326.4

## • Maximum system pressure

XE80E	
Boom/arm/bucket	316
Work/travel	310
Swing	240

## ■ Swing mechanism

High-torque, axial piston motor with planetary reduction gear bathed in oil. Swing circle is single-row, shear type ball bearing with induction-hardened internal gear. Internal gear and pinion gear immersed in lubricant. Equipped with an automatic multi-disc slew brake.

## • Swing system

XE80E	
Max. swing speed	12 rpm
Max. swing torque	364kgf.m
Boom swing angle L/R	62/50

## ■ Drive

Each track is driven by an independent, high-torque, axial piston motor through planetary reduction gears. Two control levers provide smooth travel or counter\_rotation upon demand.

## • Speed & traction

XE80E	
Travel speed (low - high)	2.7-4.9km/h
Maximum traction force	64kN
Gradeability	70%/35°

## ■ Digging forces (ISO 6015)

At power boost.

XE80E	
Digging force, standard arm (ISO 6015)	41kN
Digging force, bucket (ISO 6015)	64kN

## ■ Hydraulic Cylinders

	Quantity	Borexrod diameterxstroke(mm)
boom	1	110x75x922
Arm	1	95x60x885
Bucket	1	85x55x742
Dozer	1	120x80x157
Boom swing	1	110x65x592

## ■ Weight

With 1.82 m arm and 0.35 m<sup>3</sup> bucket

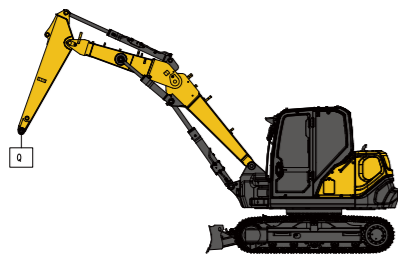
	Shoe width (mm)	Operating weight (kg)	Ground pressure (kPa)
Rubber	450	8900	39.3
Steel	450	9500	42.8



## XE80E

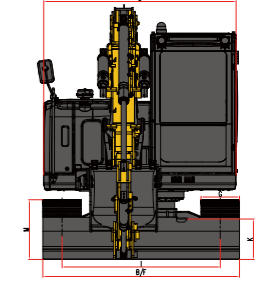
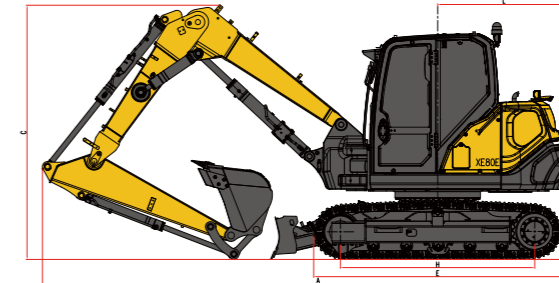
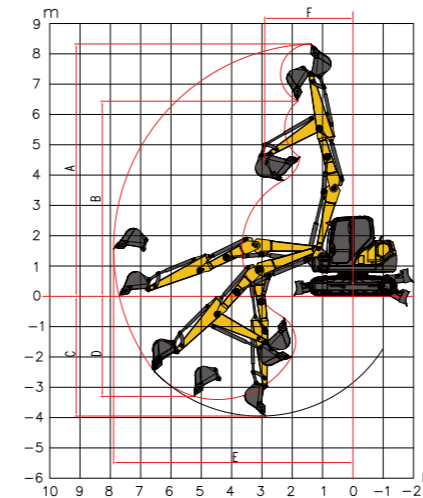
■ Cab • standard arm (1820 mm) • standard counterweight and additional counterweight • without bucket

Lift Point Height	Over Front						Over Side						Max Radius (Mm)		
	Lift At Max Radius (kg)	1.0 m	2.0 m	3.0 m	4.0 m	5.0 m	6.0 m	Lift At Max Radius (kg)	1.0 m	2.0 m	3.0 m	4.0 m		5.0 m	6.0 m
6m	1768			3436	2410			1424			3167	1985			4000
5m	1333			2712	2471	1722		1075			2712	1991	1395		5000
4m	1136				2406	1697	1268	914			1928	1371	1024		6000
3m	1034					1639	1247	829				1316	1004		6000
2m	987					1570	1214	789				1251	973		6000
1m	980					1513	1183	783				1196	943		6000
0m	1016					1480	1164	811				1165	925		6000
-1m	1077				2009	1474	1166	883			1556	1160	927		6000
-2m	688				1639	1293		688			1586	1182			5000



☐ : Over front  
☐ : Over side or 360°

- The lifting capacity is based on the ISO10567 standard.
- \* = The maximum lifting capacity is limited by the hydraulic capacity of the machine.
- The lifting capacity does not exceed 87 % of the hydraulic capacity or 75 % of the tipping load with the machine on level and firm ground.
- The operator should be familiar with the machines operating- and maintenance manual.
- Local regulations concerning the safe operation of machinery must be followed at all times.
- The lift diagrams only covers machines that are originally built by XCMG: without lifting chains and any other lifting equipment.
- When the excavator is used to lift or handle materials, it must comply with local regulations and be equipped with the necessary hose burst valves and an overload warning device complying with EN474-5.



### Working range

		XE80E
A	Max. digging height	8325mm
B	Max. dumping height	6440mm
C	Max. digging depth	3945mm
D	Max. vertical wall digging depth	3300mm
E	Max. digging reach	7890mm
F	Min. swing radius	2910mm

### Dimensions

		XE80E
A	Overall length	6170mm
B	Overall width	2300mm
C	Overall height	2975mm
D	D Width of platform	2250mm
E	E Length of crawler	2900mm
F	Overall width of chassis	2300mm
G	Width of crawler	450mm
H	Track length on ground	2272mm
I	Crawler gauge	1850mm
J	Clearance under counterweight	818.5mm
K	Min. ground clearance	386.5mm
L	Min. tail swing radius	1450/1545mm
M	Height of track	698mm

## Standard and optional equipment

### Engine

Kubota Engine V3307, EU Stage V, EGR, DPF ●

### Hydraulic system

Single or dual way pipeline (AUX1) ●  
 Dual way pipeline (AUX2) ●  
 Third oil return pipeline ●  
 Hydraulic quick coupler line ●  
 Fingertip proportional control ●

### Cab & interior

TOPS/ROPS ●  
 OPG ○  
 Mechanical suspension seat ●  
 Wear-resistant textile suspension seat with retractable belt ○  
 Air conditioning ●  
 Color LCD monitor ●  
 AM/FM radio with Bluetooth ○  
 DAB radio with Bluetooth ●

### Safety

Boom, arm and dozer cylinder safety valves ●  
 Travel alarm ●  
 Rotating beacon ●  
 Engine overheat warning and restart prevention system ●  
 Quick coupler switch with alarm ●  
 Emergency stop switch ●  
 Front and top cab protection ○  
 LED work lights [2 on cab-front, 1 on cab-rear, 2 on boom] ●  
 Rear camera ●

### Undercarriage

Fixed undercarriage ●  
 Dozer blade ●  
 Tie down bracket ●  
 Rubber tracks 450 mm ○  
 Steel tracks 450 mm ●  
 Track rubber block ○

### Other

Standard arm 1820 mm ●  
 General purpose bucket 0.35 m³ ○  
 Quick coupler, attachments such as hammer, clamshel ○

Standard: ●  
Optional: ○

-Some of this standard or optional equipment may not be available for certain markets.  
 -Pictures may include attachments and optional equipment that are not available in your area.  
 -Materials and specifications are subject to change without advance notice.  
 -Please contact your local XCMG dealer for more information on availability or to customize your machine to suit your applications requirements.



# Optimum services , XCMG Guaranteed



XCMG-approved attachments



Genuine parts



Extension of warranty



Financial solutions



Maintenance contract



Telematics

## Professional Integrated Complete Solutions

The XCMG group has built a strong reputation based on the quality, reliability and durability of its construction machinery. What's more, XCMG has gradually established a service network to constantly provide its local integrated and highly efficient complete solutions for all customers.

## Full Range of Services Ready for you

In order to respond to your needs as fast as possible, XCMG experts are on their way to your job site from one of our facilities near you. Full range of services are available in order to reduce your total cost of ownership and increase your revenue.



## XCMG Global Spare Parts System



Mobile cranes



Excavators



Aerial work platforms



Wheel loaders



Road machinery

