

All Rights Reserved

Materials and specifications are subject to change without notice. Featured machines in photos may include additional equipment. See your XCMG dealer for available options.



Mini Excavators
XE55E



XCMG European Sales & Services GmbH

Add: Europark Fichtenhain B 4, 47807 Krefeld, Deutschland

Tel: +49 (0) 21 51-82 09-0

Fax: +49 (0) 21 51-82 09-499

E-mail: Europe@xcmg.com

www.xcmg.com

XUZHOU CONSTRUCTION MACHINERY GROUP IMP. & EXP. CO., LTD

Add:NO.1, Tuolanshan Road, Xuzhou Economic Developing Zone,
Jiangsu,China 221004

Tel: +86 (0) 516 8773 8228

Fax: +86 (0) 516 8773 9230

E-mail: Europe@xcmg.com

Rated Power: 31.2kw

Operating Weight: 5.7t

Standard Bucket Capacity: 0.16m³





INTRODUCTION OF XCMG

Founded in 1943, XCMG is a multinational corporation with the most comprehensive range of competitive, influential products in the construction machinery industry. Our business covers eight key areas: construction machinery, heavy trucks, mining machinery, sanitation machinery, machinery components, construction, finance, and the ICT industry.

XCMG has established a global R&D system with a total of six centers across China, the US, Germany, Brazil and India, with China national technology center at its core. In addition to a number of manufacturing bases across China, the US, Germany, the Netherlands, Poland, Austria, Brazil, India, and Uzbekistan, we possess two complete machine brands (XCMG, Schwing), and several component brands including FT, AMCA, and Wika. It is the strength of this global R&D system and manufacturing operations that has made XCMG the industry-leading global construction equipment manufacturer that it is today.

For more than 30 years, XCMG has been sowing the seeds of overseas development as the No. 1 exporter in China's construction machinery industry. Today, we have 42 branches and offices, 315 distributors, 526 contractors in 188 countries and regions worldwide.

XCMG IN EUROPE

Since its inception in 2012, in these years of quick development in Europe, XCMG has gradually established a completed system including R&D development, local distribution network, supply chain management and an integrated customer services center. Nowadays, with 4 branches, XCMG has 178 multinational employees in Europe, of which more than 50% are R&D engineers:

ERC: XCMG European Research Center GmbH

EPC: XCMG European Purchasing Center GmbH

ESS: XCMG European Sales and Services GmbH

Our local professional R&D team and cutting-edge innovation platform guarantee that our products are carefully crafted to the smallest detail according to diverse needs of European customers.



► **A passion for performance**

Combining the power for demanding jobs and the versatility to work in any condition, the XE55E is ready to take on any challenge. This advanced 5.7 tonnage machine is designed with excellent stability to work efficiently even where space is confined. Versatility is greatly enhanced with two auxiliary circuits as standard and precise oil flow control. With upgraded digging and lifting power and smoother travel performance, this XE55E truly has it all.

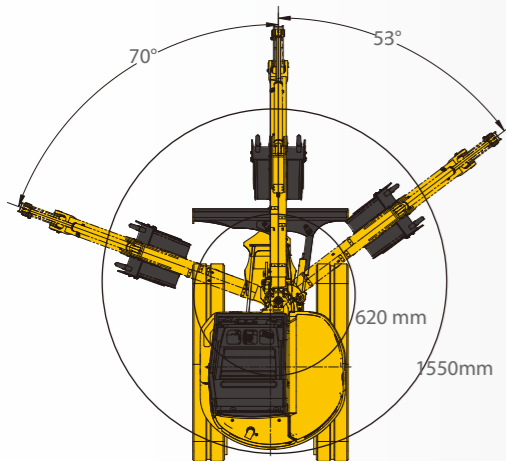
- Kubota V2403 high pressure direct injection engine, along with EGR, DOC and DPF technology, and excellent matching of hydraulic system provides high operating efficiency and fuel economy.
- Rexroth's improved load sensing hydraulic system ensures smoother operation, regardless of load size. It allows hydraulic oil to flow according to the specific range of the operator's lever motion. The result is greater fuel economy and smoother travelling.

Tight Tail Swing

This tight tail swing model and short slewing radius prove to be highly versatile when undertaking operations in a confined space. The left and right boom swing angle is respectively 70° and 53°, it can realize complex operation together with upper structure slewing to ensure that the digging is parallel with wall surface in narrow space through the cooperation of upper structure slewing so as to easily deal with various operating conditions.

Dozer blade swing

The dozer blade can swing to the left and right, which makes the machine operate more efficiently in confined space. And its left and right swing angle is 25° respectively.



Most compact one than ever.

Auxiliary hydraulics as standard fit with three ways lines

With one way high pressure quick coupler pipeline and two ways attachment pipelines with adjustable flow, it can provide more attachment options and the adjustable flow control allows user to operate more smoothly.

Boom and arm Anti-drop Valves as standard

The XE55E is fitted with a boom-lowering control device and an arm-lowering control device as standard.

► **Spacious & Comfortable**

On the XE55E, your comfort truly comes first. The luxurious cabin features a deluxe seat and a wider entrance which enables easier entrance and exit to and from the cabin. The Rollover Protective Structure (ROPS) and Operator Protective Guard (OPG, ISO10262) maximize safety. Operability is greatly enhanced with more easy-to-use features than ever before.



- 1 Ample operator's space
- 2 Foldable walking pedal
- 3 Adjustable (suspension) seat
- 4 Bulldozer control handle
- 5 Shift switch
- 6 Air conditioner
- 7 Colorful monitor
- 8 Proportional joystick
- 9 Radio (DAB)
- 10 Adjustable arm support

► Simplest and easiest way to work

Although your XCMG excavator is state-of-the-art, its maintenance doesn't get much easier. Thanks to the full-opening rear and right side bonnets, engine, control valves and various components are accessible for easy inspection and repair.



One-sided Engine Maintenance

XCMG has made routine maintenance extremely simple by consolidating primary engine components onto one side for easier access. Engine and other vital components can be inspected quickly and easily.



- ① Fuel filter
- ② Water separator
- ③ Engine oil filter
- ④ Coolant
- ⑤ Air filter
- ⑥ Battery
- ⑦ Radiator & Oil cooler

■ Engine

XE55E	
Make/model	Kubota/V2403(EU Stage V)
Fuel/cooling	Diesel/Liquid, forced circulation
No. of cylinders	4
Piston displacement	2434cm ³
Nominal flywheel power	31.2 kw (41.8 hp) at 2200 rpm (ISO 14396)
Max torque	159.8Nm/1500
Bore x stroke	87mmx102.4mm
Alternator	12 V- 60A

■ Fluid capacities

XE55E	
Cooling system (radiator capacity)	12 l
Engine lubrication plus oil filter	9.5 l
Fuel tank	68 l
Hydraulic tank	46 l
Hydraulic system	41 l
Final drive case (each)	1 l

■ Environment

Noise levels comply with environmental regulations (dynamic values).

● Noise emission

XE55E	
Noise level LpA (EU Directive 2000/14/EC)	79dB(A)
Noise level LwA (EU Directive 2000/14/EC)	96dB(A)

■ Undercarriage

Tractor-type undercarriage. Heavy-duty track frame, all welded stress-relieved structure. Top-grade materials are used for toughness. Side frames are welded, securely and rigidly, to the track frame. Lifetime-lubricated track rollers, idlers with floating seals. Hydraulic track adjusters with shock-absorbing recoil springs.

● Number of rollers and track shoes

XE55E	
Lower rollers (per side)	3
Track shoes	Rubber
Overall track length	2490mm
Shoe width	400mm



■ Hydraulic system

This original design enables both independent and combined operations of all functions, joystick control type operations.

● Pump

XE55E	
Type	Single outlet variable displacement, load sensing torque limited pump with piston pumps
Total hydraulic capacity	158.4l/min
Auxiliary flow	90l/min
Auxiliary relief 1/2	170bar

● Maximum system pressure

XE55E	
Boom	320bar
Arm / bucket / travel	320/320/2656bar
Swing	265bar

■ Swing mechanism

High-torque, axial piston motor with planetary reduction gear bathed in oil. Swing circle is single-row, shear type ball bearing with induction-hardened internal gear. Internal gear and pinion gear immersed in lubricant. A two position swing lock secures the upper structure for transportation.

● Swing system

XE55E	
Boom swing, left	70°
Boom swing, right	53°
Slew rate	9.5rpm

■ Drive

Each track is driven by an independent, high-torque, axial piston motor through planetary reduction gears. Two control levers provide smooth travel or counter-rotation upon demand.

● Speed & traction

XE55E	
Travel speed (low - high)	2.8-4.6km/h
Traction force	5280kgf
Gradeability	30°

■ Digging forces (ISO 6015)

XE55E	
At power boost.	
Digging force, standard arm (ISO 6015)	24.3kN
Digging force, long arm (ISO 6015)	23.4kN
Digging force, bucket (ISO 6015)	44.5kN

■ Weight

XE55E	
Operating weight with cab and bucket(ISO6016)	5700kg
Ground pressure with rubber tracks	0.32kgf/cm ²
Transport mass (no attachment)	5626kg
Weight of steel tracks	310kg
Weight of rubber tracks	240kg
Additional weight for long arm	27kg

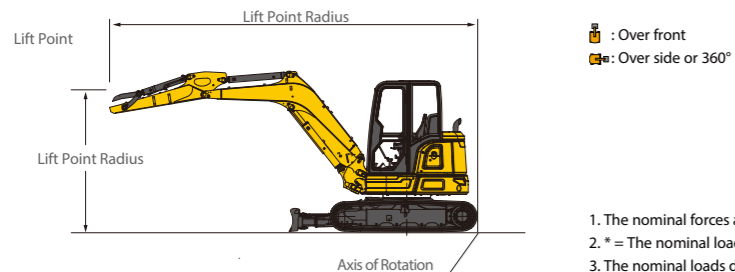
XE55E

Standard arm (1570mm)-standard counter weight- without bucket

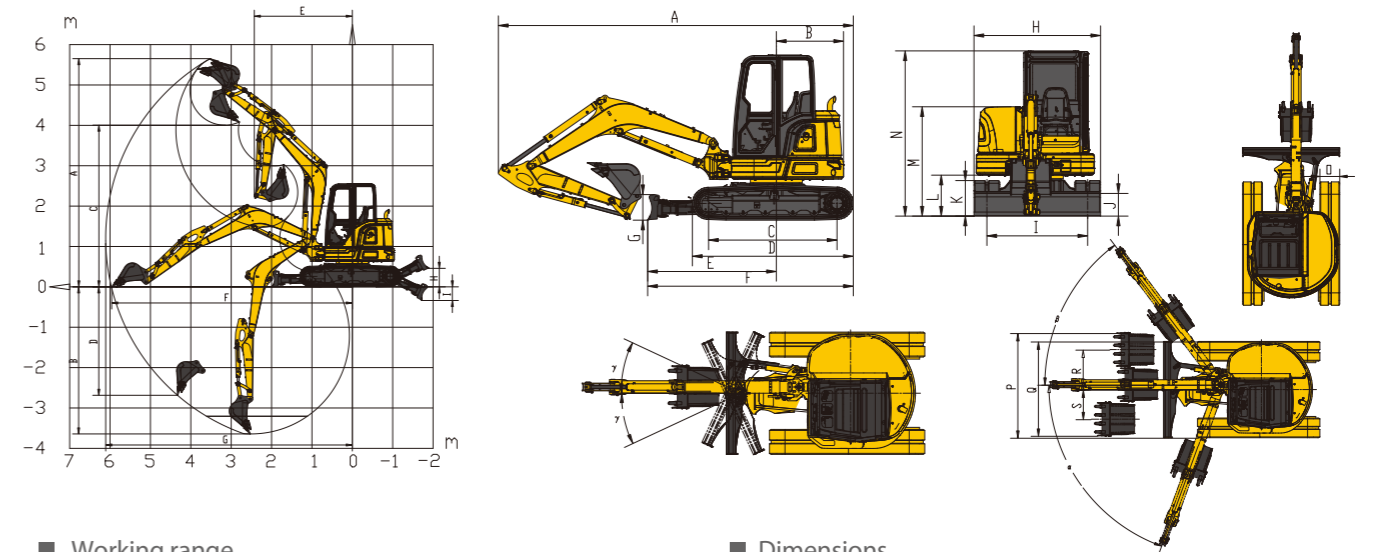
Lift Point Height	Over Front					Over Side					Max Radius (Mm)		
	Lift At Max Radius(Kg)	1.0m	2.0m	3.0m	4.0m	5.0m	Lift At Max Radius(Kg)	1.0m	2.0m	3.0m		4.0m	5.0m
4m	1160*				1260		730				800		4198
3m	930				1250		580				790		4848
2m	810			1900	1220	880	510			1150	760	550	5250
1m	810			1800	1180	860	500			1070	730	540	5242
0m	830		1990*	1760	1150	850	510		1900	1030	700	530	5075
-1m	940		3660	1750	1150		580		1910	1020	700		4637
-2m	1250		3300*	1770			760		1950	1040			3804

Long arm (1900mm)-standard counter weight- without bucket

Lift Point Height	Over Front					Over Side					Max Radius (Mm)		
	Lift At Max Radius(Kg)	1.0m	2.0m	3.0m	4.0m	5.0m	Lift At Max Radius(Kg)	1.0m	2.0m	3.0m		4.0m	5.0m
4m	1013				1272		641				809		4600
3m	839				1261		526				799		5188
2m	763			1920	1226	878	475			1170	767	550	5486
1m	739			1810	1181	859	457			1073	726	532	5553
0m	760		2078*	1746	1147	843	467		1853	1017	694	517	5397
-1m	840		3600	1728	1132		514		1863	1001	681		4994
-2m	1052		3646	1741			640		1898	1013			4254



- The nominal forces are based on the SAE J1097 standard.
- * = The nominal loads are based on hydraulic capacity.
- The nominal loads do not exceed 87% of the hydraulic capacity or 75% of the capacity of the swing.



Working range

	XE55E
A	Maximum digging height - std arm 5650 mm
	Maximum digging height - long arm 5770 mm
B	Maximum digging depth - std arm 3640 mm
	Maximum digging depth - long arm 3880 mm
C	Maximum dumping height - std arm 4010 mm
	Maximum dumping height - long arm 4310 mm
D	Maximum vertical wall digging depth - std arm 2690 mm
	Maximum vertical wall digging depth - long arm 2900 mm
E	Minimum swing radius - std arm 2430 mm
	Minimum swing radius - long arm 2490 mm
F	Maximum digging reach at ground level - std arm 5960 mm
	Maximum digging reach at ground level - long arm 7740 mm
G	Maximum digging radius - std arm 6110 mm
	Maximum digging radius - long arm 6320 mm
H	Maximum dozer lifting height 450 mm
I	Maximum dozer cutting depth 400 mm

Dimensions

	XE35E
A	Overall length 5340 mm
B	Tail slew radius 1040 mm
C	Tumbler length 1990 mm
D	Track length 2490 mm
E	Dozer blade, maximum reach at ground level 1995 mm
F	Undercarriage length 3185 mm
G	Dozer blade height 400 mm
H	Overall width 1831 mm
I	Track gauge 1560 mm
J	Minimum ground clearance 315 mm
K	Track height 550 mm
L	Ground clearance of counterweight 637 mm
M	Overall height of engine hood 1695 mm
N	Overall height 2555 mm
O	Track shoe width 400 mm
P	Working width at maximum right-hand rotation 2130 mm
Q	Working width at maximum left-hand rotation 1960 mm
R	Maximum boom offset to the right 815 mm
S	Maximum boom offset to the left 605 mm
a	Maximum boom swing angle to the right 70°
β	Maximum boom swing angle to the left 53°
γ	Maximum dozer blade swing angle 25°

Standard and optional equipment

Engine

Kubota engine V2403, EU Stage V, EGR, DOC, DPF ●

Hydraulic system

Single or dual way pipeline (AUX1) ●
 Dual way pipeline (AUX2) ●
 Hydraulic quick coupler line ●
 Proportional joysticks control ●

Cab & interior

TOPS/ OPG cab ●
 Adjustable seat ●
 Textile and permeable suspension seat with retractable belt ○
 Air conditioning ●
 Colorful LCD monitor ●
 AM-FM radio with digital display ●
 DAB radio with Bluetooth ○

Safety

Boom, arm and dozer cylinder safety valves ●
 Travel alarm ●
 Rotation beacon ●
 Engine overheat warning and restart prevention system ●
 Quick coupler switch with alarm ●
 Emergency stop switch ●
 Front and top cab protection ○
 LED work lights (2 on cab-front, 1 on cab-rear, 1 on boom) ●

Undercarriage

Fixed undercarriage ●
 Slewling dozer blade ●
 Track guards ○
 Rubber tracks 400 mm ●
 Steel tracks 400 mm ○

Other

Standard arm 1570 mm ●
 GP bucket 0.16 m3 ○
 Long arm 1900 mm ○
 Narrow bucket 0.07 m3 ○
 Quick coupler, attachments such as hammer, clamshell ○

Standard: ●
 Optional: ○

Some of these options may be standard in some markets. Some of these options may not be available for certain markets. Please check with your local XCMG dealer for more information about availability or to adapt your machine to your application needs.





XCMG approved attachments



Genuine parts



Extension of warranty



Financial solutions



Maintenance contract



Telematics



Monitoring systems

Professional Integrated Complete Solutions

XCMG group has built a strong reputation based on the quality, reliability and durability of its construction machinery. What's more, XCMG has gradually established a service network to constantly provide its local integrated and highly efficient complete solutions for all users.

Full range of services ready for you

In order to respond to your needs as fast as possible, XCMG experts are on their way to your job site from one of our facilities near you. Full range of services are available in order to reduce your total cost of ownership and increase your revenue.



XCMG Global Spareparts System



Mobile cranes



Excavators



Aerial work platforms



Wheel loaders



Road machinery

